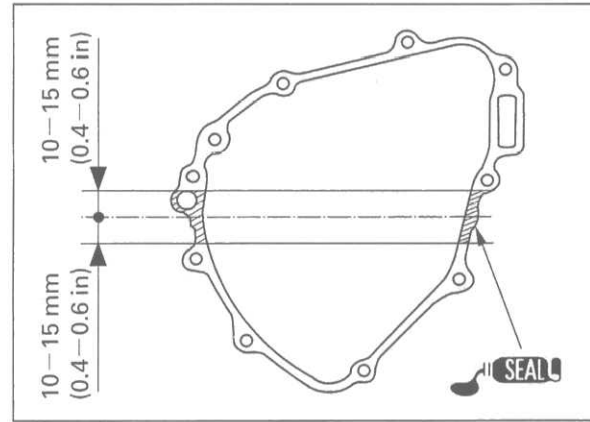



ALTERNATOR COVER INSTALLATION

Apply sealant to the mating surface of the crankcase as shown.



Install the dowel pin and new gasket.




Install the alternator cover.

CAUTION:

The alternator cover (stator) is magnetically attached to the flywheel, be careful during installation.

Install and tighten the SH bolts.



Route the alternator wire properly (page 1-22).

Clamp the alternator wire with a wire clamp.

