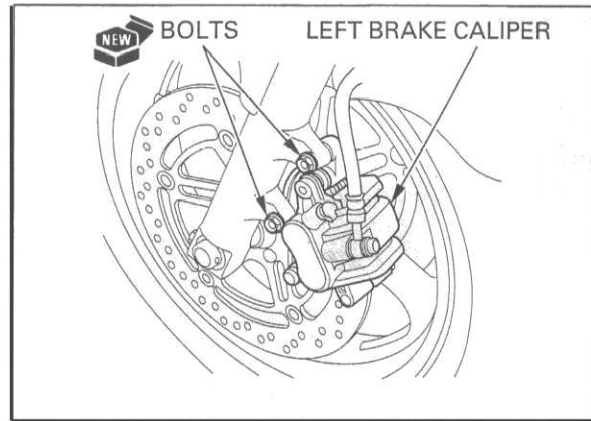



Install the left brake caliper and tighten the new mounting bolts to the specified torque.

**TORQUE:** 30 N·m (3.1 kgf·m , 22 lbf·ft)

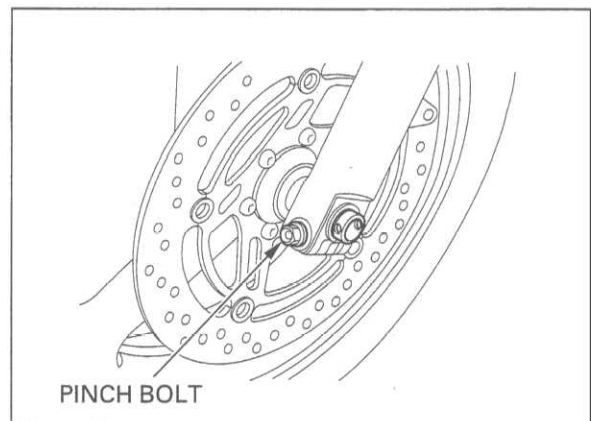


With the front brake applied, pump the fork up and down several times to seat the axle and check brake operation.



Tighten the left axle pinch bolt to the specified torque.

**TORQUE:** 22 N·m (2.2 kgf·m , 16 lbf·ft)



Check the clearance between the brake disc and caliper bracket on each side after installation. The clearance should be at least 0.7 mm (0.03 in).

