



## INSTALLATION

Apply grease to the side collar inside and grooves.


Install the side collars.



If the drive chain adjusters has been removed, install the drive chain adjusters into the swingarm with their cut-out side facing outward.



Install the rear brake caliper bracket onto the guide of the swingarm.



*Be careful not to damage the brake pads.*

Place the rear wheel into the swingarm carefully aligning the brake disc between the brake pads. Install the drive chain over the driven sprocket.

