



Install and tighten the drive chain case mounting bolts to the specified torque.

TORQUE: 12 N·m (1.2 kgf·m , 9 lbf·ft)




Install and tighten the swingarm pivot nut to the specified torque.

TORQUE: 88 N·m (9.0 kgf·m , 65 lbf·ft)



Tighten the left pivot bracket mounting bolts.



Install the left footpeg holder and tighten the mounting bolts to the specified torque.

TORQUE: 26 N·m (2.7 kgf·m , 20 lbf·ft)

