


## BRAKE LIGHT SWITCH

### FRONT

Disconnect the front brake light switch connectors.

There should be continuity with the brake lever applied, and there should be no continuity with the brake lever is released.




### REAR

Remove the rear cowl (page 2-3).

Disconnect the rear brake light switch connectors and check for continuity between the terminals.

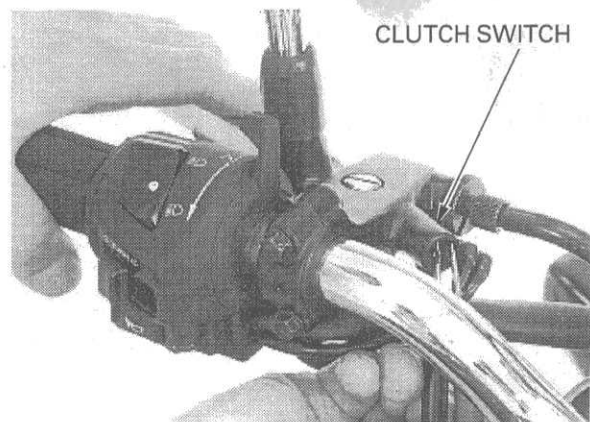
There should be continuity with the brake pedal applied, and there should be no continuity with the brake pedal is released.



## CLUTCH SWITCH

Disconnect the clutch switch connectors.

There should be continuity with the clutch lever applied, and there should be no continuity with the clutch lever is released.



## NEUTRAL SWITCH

Remove the left side cover (page 2-2).

Disconnect the engine sub-harness 3P (Red) connector.

Shift the transmission into neutral and check for continuity between the Light Green wire terminal and ground.

There should be continuity with the transmission is in neutral, and no continuity when the transmission is into gear.

