




Remove the carburetor assembly from the left side and disconnect the throttle and choke cables.




CHOKE CABLE

THROTTLE CABLES

## VACUUM CHAMBER

### REMOVAL


Remove the four vacuum chamber cover screws and cover.



SCREWS

Remove the compression spring, diaphragm and vacuum piston.

Inspect the vacuum piston for wear, nicks, scratches or other damage. Make sure the piston moves up and down freely in the chamber.



COMPRESSION SPRING

DIAPHRAGM

VACUUM PISTON