




Turn the engine upside down and remove the crankcase lower bolts. Remove the 6 mm bolts (15) first and then remove the 8 mm bolts (11).

NOTE


Loosen the bolts in 2-3 steps and in a criss cross pattern to prevent case warpage.




Remove the lower crankcase from the upper crankcase.

CAUTION

Do not pry between the upper and lower cases.



UPPER CRANKCASE



LOWER CRANKCASE