




Install a new bearing into the crankcase.

DRIVER 07749-0010000




ATTACHMENT, 37 x 40 mm 07746-0010200  
PILOT, 17 mm 07746-0040400

**ALTERNATOR DRIVE CHAIN  
TENSIONER DISASSEMBLY/INSPECTION**

Remove the tensioner base by removing the three bolts.


BOLTS



TENSIONER BASE

Remove the lock pin and washer securing the tensioner.  
Remove the tensioner shaft and tensioner from the crankcase.

TENSIONER SHAFT TENSIONER



LOCK PIN WASHER