




Remove the lower crankcase and measure the compressed plastigauge on each journal.

OIL CLEARANCE SERVICE LIMIT:
0.06 mm (0.002 in)




BEARING SELECTION

If rod bearing clearance is beyond tolerance, select replacement bearings as follows:

CONNECTING ROD BEARING INSERTS

Determine and record the corresponding rod I.D. code number.




I.D. CODE

Determine and record the corresponding crankpin O.D. code letter (or measure the crankpin O.D.).

NOTE

The letter A or B on the outside crankshaft weight is the code for each crank pin O.D. from left-to-right.



O.D. CODE