



Install the rear wheel (Page 16-7).

Tighten the axle nut.

TORQUE: 60–80 N·m
(6.0–8.0 kg·m, 43–58 ft·lb)


Tighten the three final gear case attaching nuts.

TORQUE: 60–70 N·m
(6.0–7.0 kg·m, 43–51 ft·lb)

Tighten the axle pinch bolt.

TORQUE: 20–30 N·m
(2.0–3.0 kg·m, 14–22 ft·lb)

Install the left shock absorber (Page 16-12).



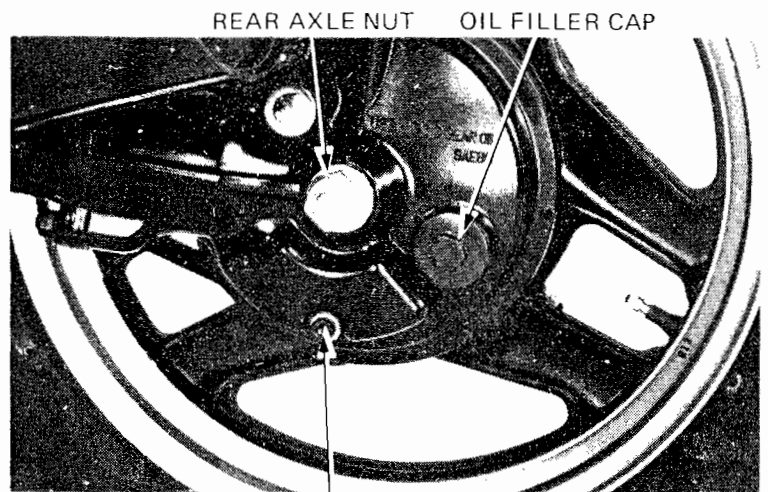
FINAL GEAR CASE
ATTACHING NUTS

Place the motorcycle on its center stand.

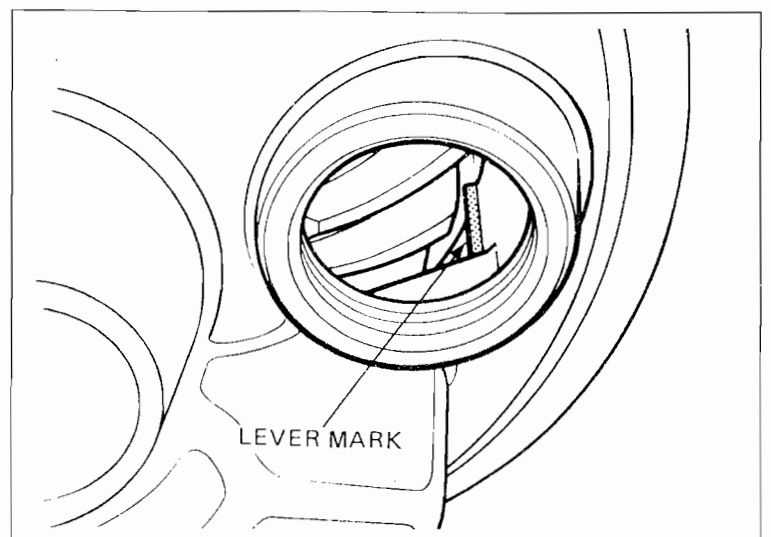
Make sure that the drain bolt is tightened.

Remove the oil filler cap and pour the specified amount of recommended oil up to the level mark.

**RECOMMENDED OIL: HYPOID GEAR OIL
SAE 80
OIL CAPACITY: 150 cc (5.07 oz)**



DRAIN BOLT



LEVER MARK