




FRONT WHEEL/SUSPENSION

STEERING STEM SOCKET 07916-3710100

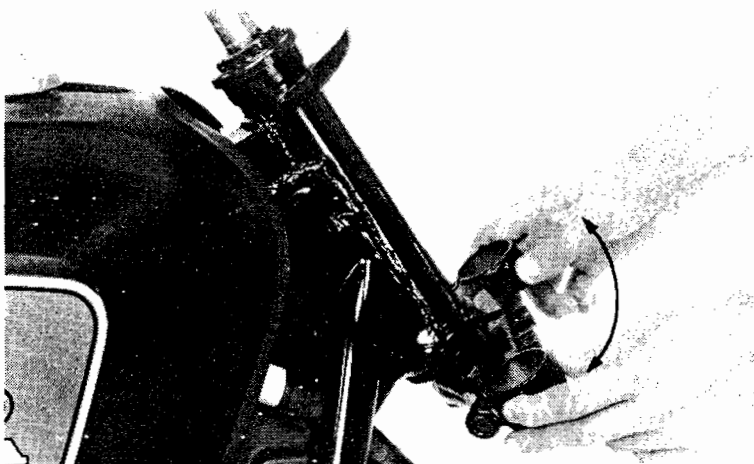
- Install the bearing adjustment nut and tighten it to the specified torque:

TORQUE: 20–22 N·m
(2.0–2.2 kg-m, 14–16 ft-lb)

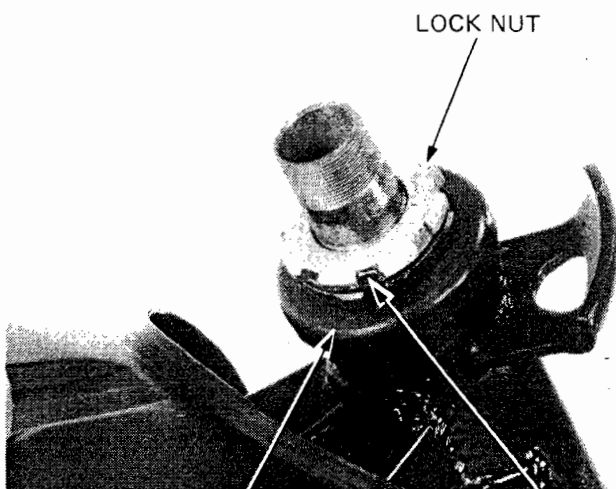


STEERING ADJUSTMENT NUT

Turn the steering stem all the way right and left five times to seat the bearings.
Retighten the adjustment nut to the same torque.
Turn the steering stem to seat the bearings.



Install a new lock washer by aligning its tab with the groove of the adjustment nut.
Finger tighten the lock nut all the way.
Hold the bearing adjustment nut and tighten the lock nut, within 90 degrees, to align its groove with the tab of the lock washer.
Bend up the lock washer tab into the groove of the lock nut.



BEARING ADJUSTMENT NUT LOCK WASHER TAB