




HEADLIGHT

BULB REPLACEMENT

Remove the two headlight case nuts and open the headlight case.




NUTS


Disconnect the headlight coupler and remove the boot.
Remove the clip and remove the headlight bulb.
Replace the bulb with a new one.

HEADLIGHT COUPLER

CLIP



BOOT




BULB

HEADLIGHT REMOVAL

Open the headlight case and disconnect the headlight coupler.
Remove the headlight case mounting bolts and the case.

HEADLIGHT COUPLER



BOLT