

TRANSMISSION

GROUP

5

CONTENTS

5-1 GENERAL DESCRIPTION	64
DESCRIPTION	64
SPECIFICATIONS.....	64
DIAGNOSIS	65
5-2 REPAIRING PROCEDURE	65
a. Disassembly	65
b. Inspection	66
c. Reassembly	68

5-1 GENERAL DESCRIPTION

DESCRIPTION

The 5-speed, constant mesh transmission is incorporated in the transmission compartment of the lower crankcase.

The relative positions of the transmission at the respective changing position are shown below. (Fig. 5-1)

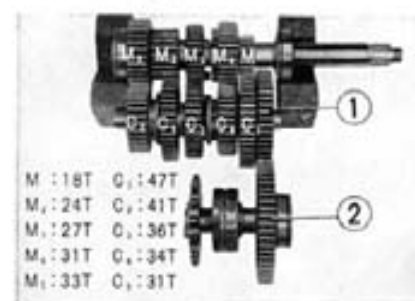


Fig. 5-1 A

- ① Final drive gear (47T)
② Final driven gear (56T)




Fig. 5-1 B

1st gear (C₄ gear shifted)




Fig. 5-1 C

2nd gear (C₅ gear shifted)



Fig. 5-1 D

3rd gear (C₄ gear shifted)




Fig. 5-1 E

4th gear (M₂-M₃ gear shifted)




Fig. 5-1 F

5th gear (M₂-M₃ gear shifted)