

BATTERY COVER

The battery cover was narrowed in width and its shape was designed sporty looking with alluring emblems. Therefore, there are not interchangeability.

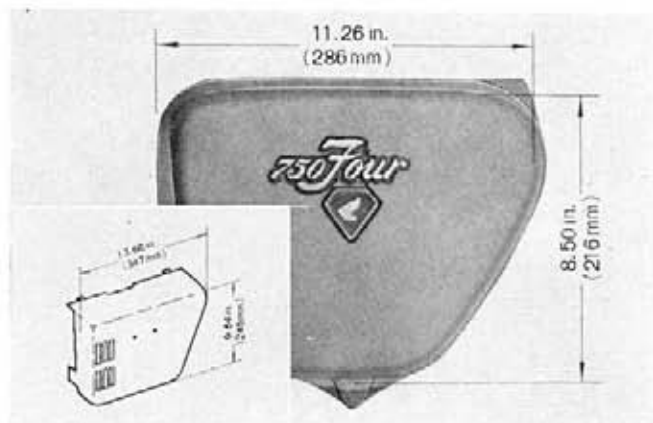


Fig. 20-31

SEAT AND SEAT LATCH

The front part of the seat was made narrow and the seat was designed into the double seat type covered with vinyl leather.

A seat latch of flip motion type was equipped to simply lock or unlock the seat.

Note:

If the seat latch, hook and seat are replaced at the same time, new and old are interchangeable.

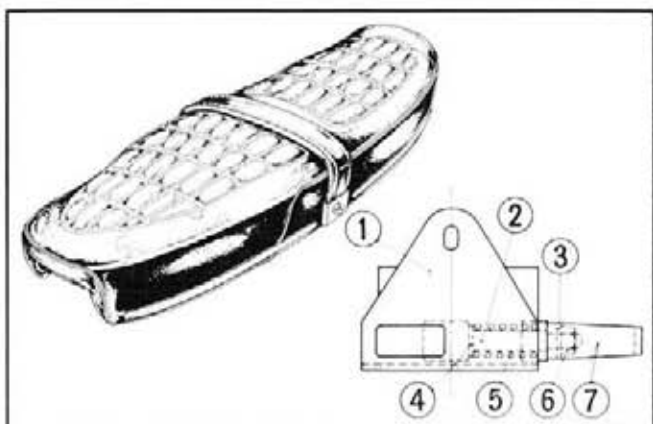


Fig. 20-32 ① Seat catch plate
② Seat catch slider
③ 6 mm, washer
④ 8 mm, washer
⑤ Seat catch spring
⑥ 6 mm nut
⑦ Seat catch lever

MAIN STAND

The welded metal sheet shown in Fig. 51 was made 0.4 in. (10 mm) wider for providing the stability when the main stand was operated.

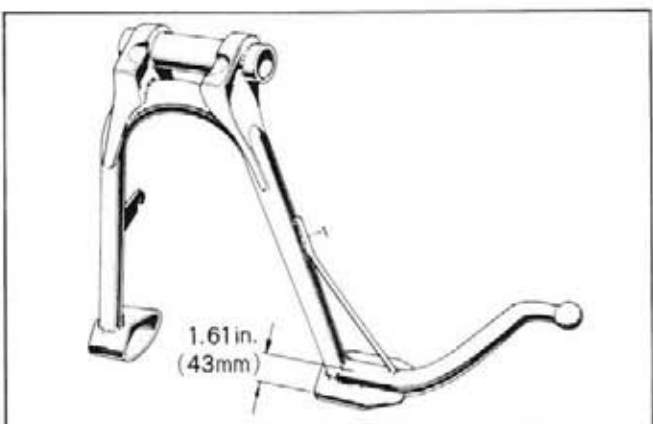


Fig. 20-33