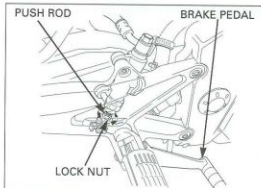


BRAKE PEDAL HEIGHT ADJUSTMENT

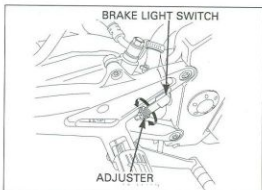
Loosen the lock nut and turn the push rod until the correct pedal height is obtained.



BRAKE LIGHT SWITCH

The front brake light switch does not require adjustment.

Adjust the brake light switch so that the brake light comes on just prior to the brake actually being engaged. If the light fails to come on, adjust the switch so that the light comes on at the proper time. Hold the switch body and turn the adjuster. Do not turn the switch body.

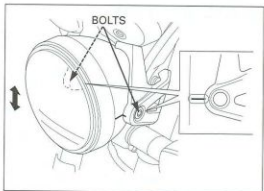


HEADLIGHT AIM

Adjust the headlight beam as specified by local laws and regulations.

Place the motorcycle on a level surface.

Adjust the headlight beam vertically by loosening the headlight mount bolts.



Adjust the headlight beam horizontally by turning the horizontal beam adjusting screw. A clockwise rotation moves the beam toward the right side of the rider.

