
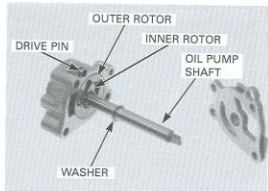


### DISASSEMBLY

Remove the dowel pins.  
Remove the oil pump cover bolt and oil pump cover.



Remove the thrust washer, drive pin, oil pump shaft, outer rotor and inner rotor from the oil pump body.




### INSPECTION

*If any portion of the oil pump is worn beyond the service limit, replace the oil pump as an assembly.*

Temporarily install the oil pump shaft.  
Install the outer and inner rotors into the oil pump body.

Measure the rotor tip clearance.

**SERVICE LIMIT: 0.20 mm (0.008 in)**



Measure the pump body clearance.

**SERVICE LIMIT: 0.35 mm (0.014 in)**

