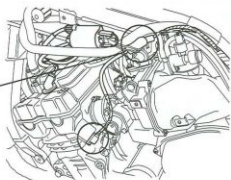


FUEL SYSTEM (Programmed Fuel Injection)

PGM-FI MIL 18 BLINKS (CAM PULSE GENERATOR)

Turn the ignition switch OFF.

Disconnect the cam pulse generator 2P connector.
Check for loose or poor contact on the cam pulse generator 2P connector.



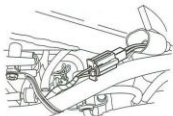
Connect the cam pulse generator 2P connector.
Place the motorcycle on its side stand.
Turn the starter motor more than 10 seconds and then check that the MIL blinks.

No blinks

- Loose or poor contact on the cam pulse generator 2P connector

18 blinks

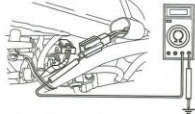
Turn the ignition switch OFF and the engine stop switch OFF.
Disconnect the cam pulse generator 2P connector.



Check the continuity between the cam pulse generator connector terminal and ground.

Continuity

- Faulty cam pulse generator



Connection: White/Yellow - Ground
Standard: No continuity

No continuity