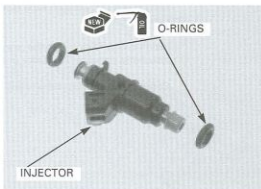


Remove the O-rings.


### INSTALLATION

*Replace the O-rings with new ones as a set.*

Apply oil to the new O-rings. Install the new O-rings and being careful not to damage the O-ring.



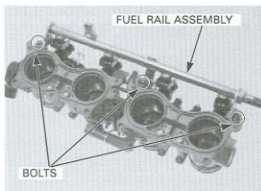
Install the fuel injectors into the fuel rail, being careful not to damage the O-rings.



Install the fuel rail assembly onto the throttle body, being careful not to damage the O-rings. Install and tighten the fuel rail mounting bolts to the specified torque.

**TORQUE: 12 N·m (1.2 kgf·m, 9 lbf·ft)**

Install the throttle body (page 5-66).



## PRESSURE REGULATOR

### REMOVAL/INSTALLATION

**NOTE:**

Do not apply excessive force to the fuel rail.

Hold the fuel rail securely, remove the pressure regulator mounting bolts, then remove the pressure regulator.

