


FUEL SYSTEM (Programmed Fuel Injection)

Disconnect the vacuum tube from the pressure regulator.


Install a new O-ring into the pressure regulator body. Install the pressure regulator onto the fuel pipe.

Connect the vacuum tube to the pressure regulator.



Hold the fuel pipe securely, tighten the pressure regulator mounting bolts to the specified torque.

TORQUE: 10 N·m (1.0 kgf·m, 7 lbf·ft)



STARTER VALVE CABLE/THROTTLE STOP CONTROL KNOB


REMOVAL

Do not turn the throttle stop control knob.

Remove the cable stay mounting screws.

Remove the starter valve cable end from the link arm.

Remove the cable stay/throttle stop control knob.



INSTALLATION

Connect the starter valve cable end to the link arm.

Install the starter valve cable to the cable stay and tighten the cable stay mounting screws securely.

