



Apply a locking agent to the cooling fan nut threads.
Install and tighten the nut to the specified torque.


TORQUE: 3 N·m (0.27 kgf·m, 2.0 lbf·ft)



Install the cooling fan motor assembly onto the radiator.
Install and tighten the bolts.



Install the side cover and tighten the bolts.



Be careful not to damage the radiator core.

Install the hook of the radiator grille to the radiator.

