


INSTALLATION

Install the radiator assembly, aligning its grommet with the frame boss.


Install the washer and upper mounting bolt, then tighten the bolt.

Install the radiator lower mounting bolt/nut, tighten the nut securely.

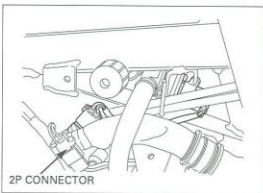
Connect the upper radiator hose and tighten hose band screw securely.



Connect the lower radiator hose and tighten hose band screw securely.



Connect the fan motor 2P connector.
Fill the system with recommended coolant (page 6-5).



WATER PUMP

MECHANICAL SEAL INSPECTION

Inspect the inspection hole for signs of coolant leakage.

If there is leakage, the mechanical seal is defective.
Replace the water pump as an assembly.

