


Remove the gearshift arm pinch bolt, then remove the gearshift arm from the gearshift spindle.



Support the engine using a jack or other adjustable support to ease engine hanger bolts removal.


NOTE:

Do not support the engine at the oil filter.


Remove the bolts and water by-pass cover.

Remove the right side of the front engine hanger bolt, nut and distance collar.

Remove the left side of the front engine hanger bolt, nut and distance collar.



Remove the rear upper and lower engine hanger bolts /nuts.
Remove the engine.



Note the direction and position of the hanger bolts, nuts and distance collars.

