
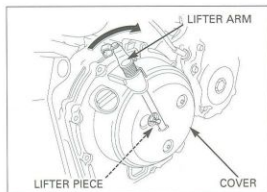



Install the two dowel pins.



Install the right crankcase cover while turning the lifter arm clockwise to engage the lifter arm groove with the lifter piece flange.



Set the clutch cable guide onto the right crankcase cover.



Install and tighten the right crankcase cover SH bolts in 2 or 3 steps.  
Connect the clutch cable end to the clutch lifter lever.

Pour the recommended engine oil (page 3-14).

Install the removed parts in the reverse order of removal.

