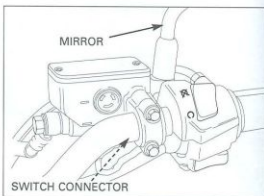


FRONT WHEEL/SUSPENSION/STEERING

Connect the brake switch wire connectors.
Install the rearview mirror.



FRONT WHEEL


REMOVAL

Support the motorcycle securely using a safety stand or a hoist.


Do not operate the brake lever after the brake caliper is removed.

Remove the mounting bolts and both brake calipers.

Support the brake caliper with a piece of wire so that it does not hang from the brake hose. Do not twist the brake hose.



Loosen the right axle pinch bolts.
Remove the axle bolt.



Loosen the left axle pinch bolts.
Remove the axle and the front wheel.

