





- 
 • Install the bearing remover head into the bearing. From the opposite side, install the bearing remover shaft and drive out the bearing from the wheel hub.
Remover head, 15 mm: 07746-0050400
Bearing remover shaft: 07746-0050100
- 
 • **1 3** Drive in a new bearing squarely with its marked side facing outside until it is fully seated.
Driver: 07749-0010000
Attachment, 42 x 47 mm: 07746-0010300
Pilot, 15 mm: 07746-0040300
- 
 • **2** Install the distance collar.
- 
 • Wheel disassembly and inspection