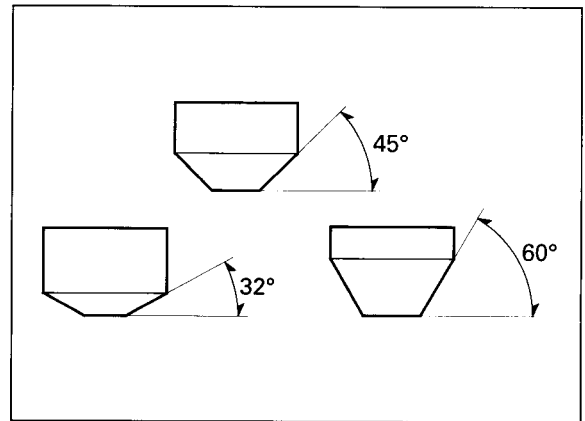
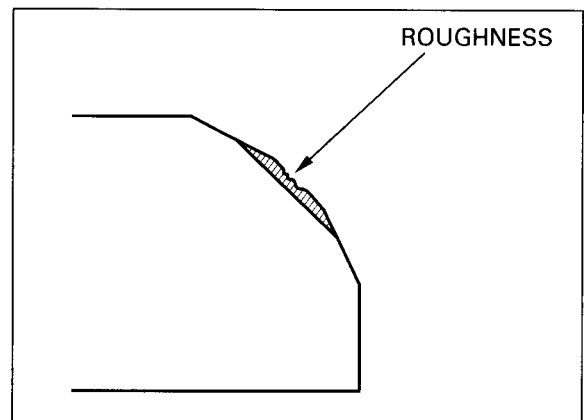


VALVE SEAT REFACING

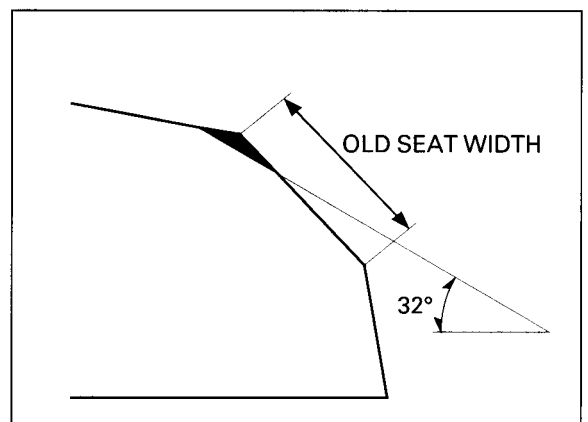
Follow the refacing manufacturer's operating instructions. Valve seat cutters/grinders or equivalent valve seat refacing equipment are recommended to correct worn valve seats.



Use a 45-degree cutter to remove any roughness or irregularities from the seat. Reface the seat with a 45-degree cutter whenever a valve guide is replaced.



Use a 32-degree cutter to remove the top 1/4 of the existing valve seat material.



Use a 60-degree cutter to remove the bottom 1/4 of the old seat. Remove the cutter and inspect the area you have refaced.

