


TRANSMISSION

REMOVAL/DISASSEMBLY


Separate the crankcase halves (page 11-3).

Remove the bolts and mainshaft bearing set plate.




Remove the mainshaft and countershaft assembly.

Remove the oil seal.



Remove the dowel pins.

Disassemble the mainshaft and countershaft.



Check the gear dogs, dog holes and teeth for abnormal wear or lack of lubrication.
Measure the I.D. of each gear.

SERVICE LIMITS:

M5, M6: 31.04 mm (1.222 in)

C1: 26.04 mm (1.025 in)

C2, C3, C4: 33.04 mm (1.301 in)

