
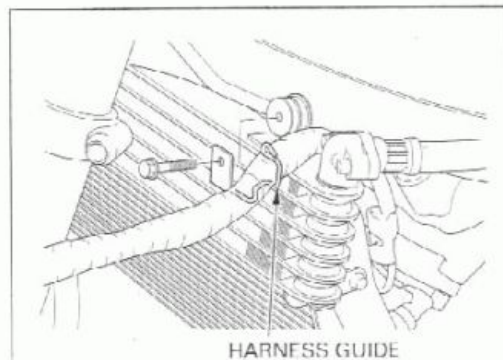


Install and tighten the radiator upper mounting bolt. Connect the fan motor sub harness 2P natural connector.



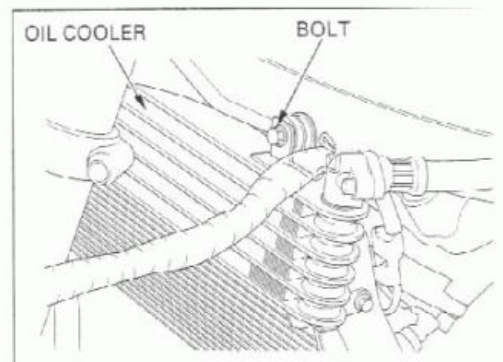
Install the main wire harness guide onto the left oil cooler mounting boss as shown.



Install and tighten the oil cooler upper mounting bolts.

Install the following:

- Wing guard (page 2-14)
- Upper cowl cover/inner panel (page 2-7)
- Lower cowl (page 2-4)



VALVE CLEARANCE

INSPECTION

NOTE:

Inspect and adjust the valve clearance while the engine is cold (below 35 °C/95 °F).

Remove the cylinder head cover (page 8-5).

Remove the cam chain tensioner lifter sealing bolt and sealing washer.

