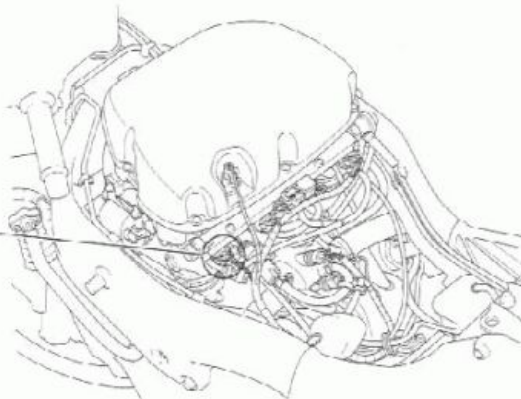


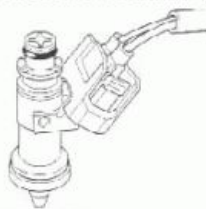
PGM-FI WARNING INDICATOR 12 BLINKS (NO.1 INJECTOR)

Turn the ignition switch to "OFF".

Disconnect the No. 1 injector 2P connector.
Check for loose or poor contact on the No. 1 injector 2P connector.



Connect the No. 1 injector 2P connector.
Place the motorcycle on its side stand.
Turn the ignition switch to "ON".
Check that the malfunction indicator blinks.

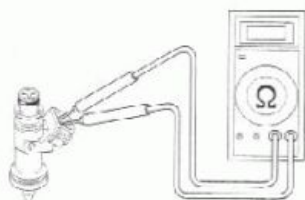


Does not blink

• Loose or poor contacts on the No. 1 injector connector.

12 blinks

Turn the ignition switch to "OFF".
Disconnect the No. 1-injector 2P connector and
measure the resistance of the No. 1 injector.



Abnormal

• Faulty No. 1 injector.

Connection:

Black/white (+) - Pink/yellow (-)

Standard: 13.0 14.4 k Ω (20 °C/68 °F)

Normal