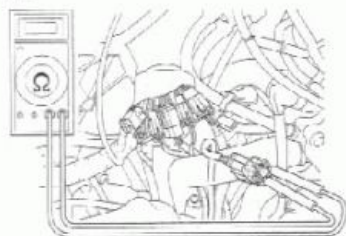


Check for continuity each White terminal and ground.

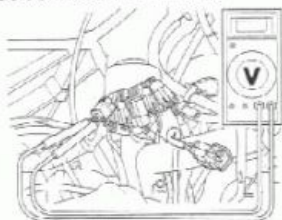


Connection: White—Ground
Standard: No continuity

Continuity → • Faulty O₂ sensor.

No continuity

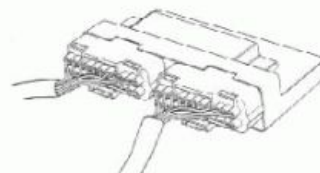
Turn the ignition switch to "ON".
Measure the voltage at the O₂ sensor wire harness side connector terminals.



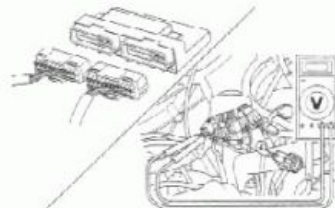
Connection: Black/white (+)—Black/green (—)
Standard: Battery voltage

Normal

Turn the ignition switch to "OFF".
Disconnect the ECM 22P connector.



Turn the ignition switch to "ON".
Measure the voltage at the O₂ sensor wire harness side connector terminals.



Connection: Black/white (+)—Black/green (—)
Standard: Battery voltage

Battery voltage

• Open circuit in O₂ sensor Black/green wires.

No voltage

• Replace the ECM and inspect again.