



Disconnect the MAP sensor connector and fuel injector connectors.




Disconnect the water hoses from the fast idle wax unit.



Loosen the engine side insulator band screws.

Remove the throttle body from the cylinder head.



*Do not snap the throttle valve from full open to full close after the throttle cable has been removed. It may cause incorrect idle operation.*

Remove the insulators from the throttle body.

**CAUTION:**

**Seal the cylinder head intake ports with tape or a clean cloth to keep dirt and debris from entering the intake ports after the throttle body has been removed.**

