


### INSTALLATION

Replace the seal ring, cushion ring and O-ring with new ones as a set.

Apply oil to the new O-ring.  
Install the new seal ring, cushion ring and O-ring.

**CAUTION:**


*Be careful not to damage the O-ring when installing it.*



Install the fuel injectors into the throttle body.

**CAUTION:**


*Be careful not to damage the seal ring when installing the injector into the throttle body.*



Install the fuel pipe assembly over the fuel injectors.

**CAUTION:**

*Be careful not to damage the O-rings.*



Install and tighten the fuel pipe mounting nut to the specified torque.

**TORQUE:** 10 N·m (1.0 kgf·m, 7 lbf·ft)

