


Install the new O-ring into the groove of the thermostat housing groove.

Install the thermostat housing onto the cylinder head and tighten the bolts securely.

Connect the bypass hose to the thermostat housing. Connect the ECT/thermo sensor connector.


Install the engine into the frame (page 7-5).



## CAMSHAFT INSTALLATION

Apply molybdenum disulfide oil to the outer surface of the each valve lifter.

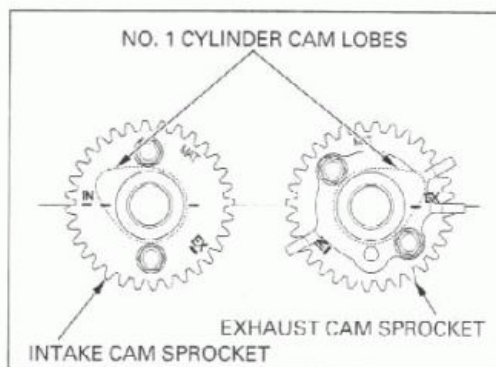
Install the shims and valve lifters into the valve lifter bores.



If the cam sprockets are removed, install the cam sprockets onto the camshafts.

### NOTE:

- Install the intake cam sprocket with the timing mark (IN) facing outward and the No. 1 cam lobes facing up and out as shown.
- Install the exhaust cam sprocket with the timing mark (EX) facing outward and the No. 1 cam lobes facing up and out as shown.



Clean and apply a locking agent to the cam sprocket bolt threads.

Install the cam sprocket bolts.

