


Remove the snap ring from the master cylinder body using the special tool as shown.

TOOL:

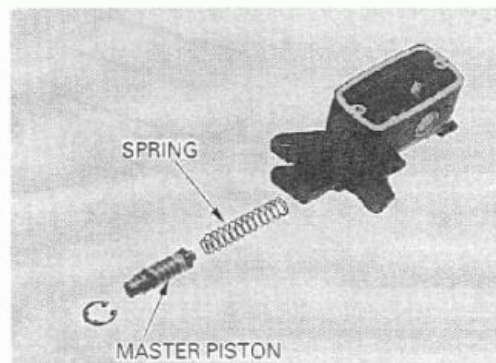
Snap ring pliers

07914-SA50001 or
07914-3230001



Remove the master piston and spring.

Clean the inside of the cylinder and reservoir with brake fluid.




INSPECTION

Check the piston boot, primary cup and secondary cup for fatigue or damage.

Check the master cylinder and piston for abnormal scratches.

Measure the master cylinder I.D.

SERVICE LIMIT: 12.76 mm (0.502 in)



Measure the master cylinder piston O.D.

SERVICE LIMIT: 12.65 mm (0.498 in)

