
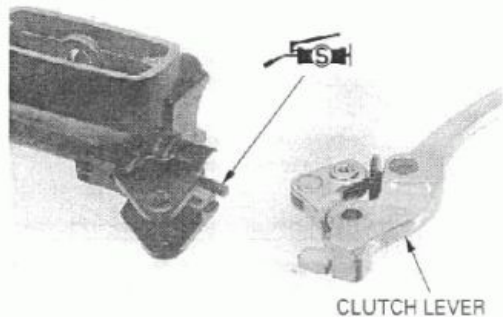


Apply silicone grease to the boot inside and tip of the push rod.

Install the push rod and boot.



Apply silicone grease to the tip of the push rod, then install the clutch lever assembly.



Install and tighten the pivot bolt to the specified torque.

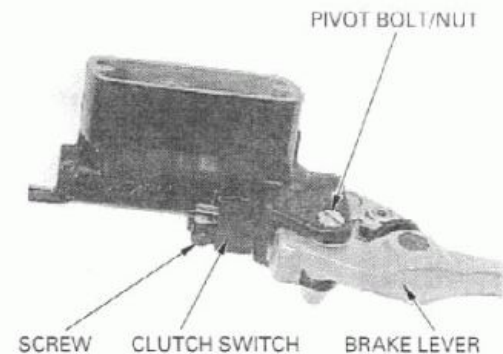
**TORQUE:** 1 N·m (0.1 kgf·m , 0.7 lbf·ft)

Hold the pivot bolt and tighten the pivot nut to the specified torque.

**TORQUE:** 6 N·m (0.6 kgf·m , 4.3 lbf·ft)

Install the clutch switch and tighten the screw to the specified torque.

**TORQUE:** 1 N·m (0.12 kgf·m , 0.9 lbf·ft)



Place the master cylinder assembly on the handlebar.

Align the end of the master cylinder with the punch mark on the handlebar.

Install the master cylinder holder with the "UP" mark facing up.

Tighten the upper bolt first, then the lower bolt.

**TORQUE:** 12 N·m (1.2 kgf·m , 9 lbf·ft)

