


### INSTALLATION

Install the dowel pins and new gasket.  
Apply silicone grease to the tip of the push rod tip.  
Install the slave cylinder onto the drive sprocket cover.



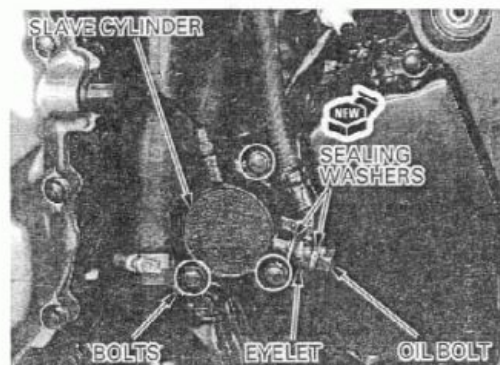
Install and tighten the SH bolts to the specified torque.

**TORQUE:** 10 N·m (1.0 kgf·m , 7 lbf·ft)

Install the clutch hose cyclot with the oil bolt and new sealing washers.  
While pushing the clutch hose against the stopper and tighten the oil bolt to the specified torque.

**TORQUE:** 34 N·m (3.5 kgf·m , 25 lbf·ft)


Fill the reservoir to the upper level and bleed the hydraulic system (page 9-4).



### RIGHT CRANKCASE COVER REMOVAL

Drain the engine oil (page 3-18).

Remove the right crankcase cover SH bolts and right crankcase cover.



Remove the gasket.

