


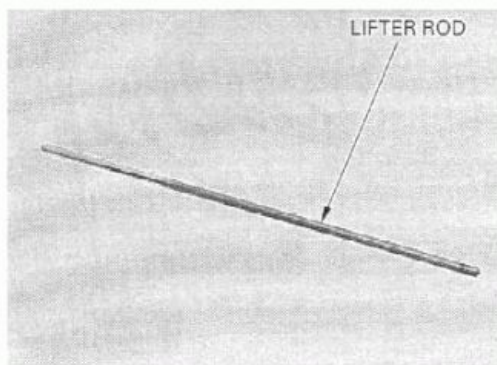
Mainshaft

Measure the mainshaft O.D. at clutch outer guide sliding surface.

SERVICE LIMIT: 27.970 mm (1.1012 in)

**Clutch lifter rod**


Check the clutch lifter rod for wear and trueness.

**CLUTCH OUTER NEEDLE BEARING REPLACEMENT**

Press the needle bearing out of the clutch outer using the special tools.

TOOLS:

Driver -	07749-0010000
Attachment, 37 × 40 mm	07746-0010200
Pilot, 35 mm	07746-0040800



Press a new needle bearing into the clutch outer so that the casing of the needle bearing is flush with the clutch outer surface as shown.

NOTE:

Press the needle bearing into the clutch outer with the marked side facing up.

TOOLS:

Driver	07749-0010000
Attachment, 42 × 47 mm	07746-0010300
Pilot, 35 mm	07746-0040800

