



Apply grease to the tip of the lifter rod and install clutch lifter piece into the mainshaft.



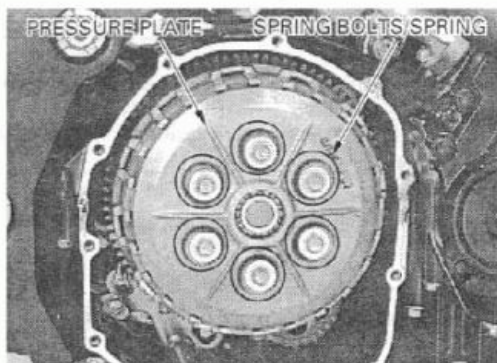
Install the lifter bearing into the pressure plate.
Install the pressure plate.



Install the clutch springs and spring bolts.
Tighten the bolts in a crisscross pattern in 2-3 steps to the specified torque.

TORQUE: 12 N·m (1.2 kgf·m, 9 lbf·ft)

Install the right crankcase cover (page 9-27).



GEARSHIFT LINKAGE

GEARSHIFT LINKAGE REMOVAL

Remove the following:

- Right crankcase cover (page 9-12)
- Clutch assembly (page 9-13)

Remove the bolt and gearshift pedal.

