

REAR WHEEL/SUSPENSION

Press a new left pivot bearing (needle bearing) into the swingarm pivot so that the needle bearing surface is lower 4.0 mm (0.16 in) from the end of the swingarm pivot surface using the special tools.

NOTE:

Press the needle bearing into the swingarm with the marked side facing out.

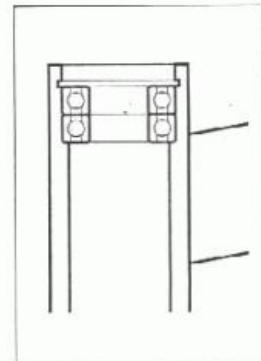

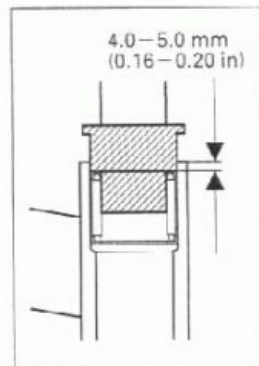

TOOLS:

Driver	07749-0010000
Attachment, 37 × 40 mm	07746-0010200
Pilot, 28 mm	07746-0041100

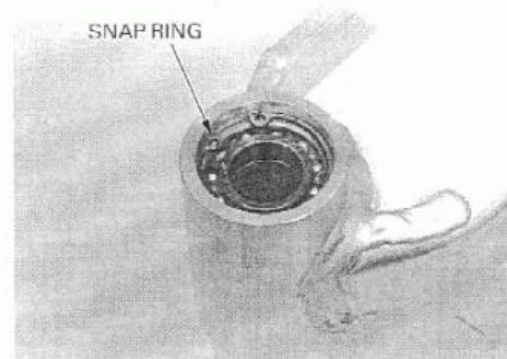
Press new right pivot bearings (radial ball bearing) into the swingarm pivot one at a time using the special tools.

TOOLS:

Driver	07749-0010000
Attachment, 37 × 40 mm	07746-0010200
Pilot, 20 mm	07746-0040500



Install the snap ring into the swingarm pivot groove securely.



Install the pivot collar.

