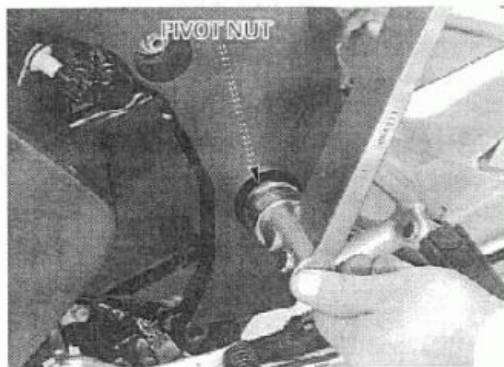


REAR WHEEL/SUSPENSION


Tighten the swingarm pivot nut to the specified torque.

TORQUE: 93 N·m (9.5 kgf·m , 69 lbf·ft)




Install and tighten the shock arm plate bolt/nut (swingarm side) and shock absorber lower mounting bolt/nut to the specified torque.

TORQUE: 42 N·m (4.3 kgf·m , 31 lbf·ft)



Route the brake hose properly, tighten the brake hose guide bolts to the specified torque.

TORQUE: 12 N·m (1.2 kgf·m , 9 lbf·ft)



Install the drive chain cover and tighten the bolts.

Install the rear wheel (page 14-8).

