



MAINTENANCE

Remove the wire band.

Remove the radiator upper mounting bolt and washer and horn mounting stay.



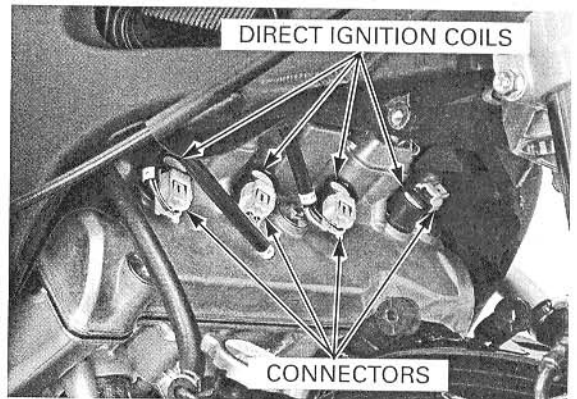
Release the radiator grommet from the frame boss by moving the radiator to the left side, then move the radiator downward.



Disconnect the direct ignition coil connectors.

Clean around the spark plug bases with compressed air before removing, and be sure that no debris is allowed to enter the combustion chamber.

Remove the direct ignition coils from the spark plugs.



Remove the spark plug using a equipped spark plug wrench or an equivalent.

Inspect or replace as described in the maintenance schedule (page 4-4).

