



**INSTALLATION**

Install the oil pump assembly onto the crankcase while aligning the oil pump shaft lug with the water pump shaft groove by turning the oil pump shaft.

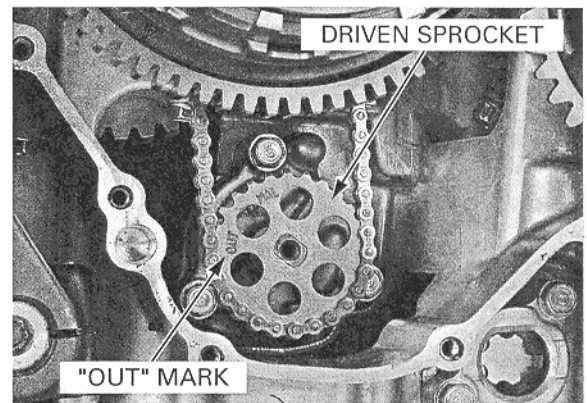


Install and tighten the three flange bolts securely.



Apply oil to the oil pump driven sprocket and drive chain

Install the driven sprocket with its "OUT" mark facing out.



Apply a locking agent to the oil pump driven sprocket bolt threads.

Install and tighten the driven sprocket bolt/washer to the specified torque.

**TORQUE: 15 N-m (1.5 kgf-m, 11 lbf-ft)**

Install the right crankcase cover (page 10-24).

After installation, fill the crankcase with the recommended oil (page 4-16) and check that there is no oil leaks.

Check the oil pressure (page 5-5).

