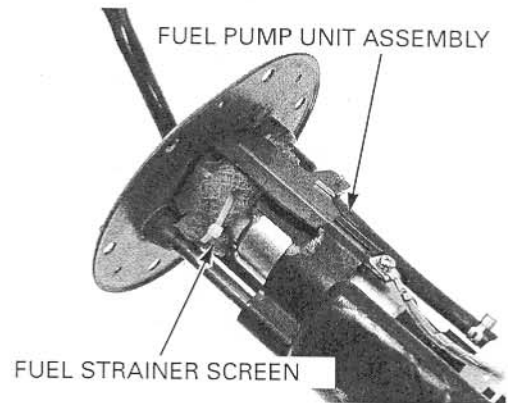


FUEL SYSTEM (Programmed Fuel Injection)

INSPECTION

Check the fuel pump unit for wear or damage, replace it if necessary.

Clean the fuel strainer screen with non-flammable or high flash point solvent.




INSTALLATION

Always replace the packing with a new one.

Be careful not to damage the pump wire and fuel level gauge.

Place a new packing onto the fuel pump unit.

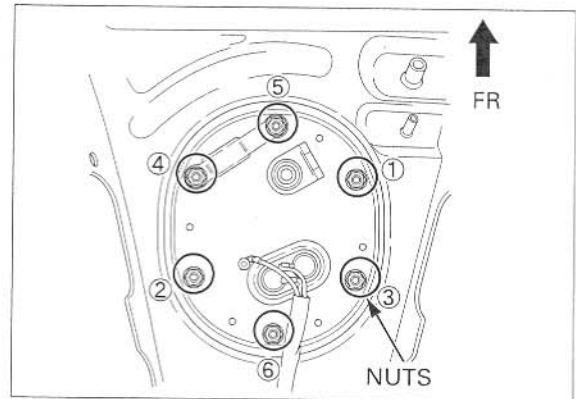
Install the fuel pump unit into the fuel tank.



Install the clamp and tighten the fuel pump mounting nuts in the specified sequence as shown.

TORQUE: 12 N·m (1.2 kgf·m, 9 lbf·ft)

Install the fuel tank (page 6-62).



FUEL CUT-OFF RELAY

INSPECTION

Remove the following:

- Lower cowls (page 3-6)
- Middle cowls (page 3-7)

Disconnect the fuel cut-off relay 4P connector, remove the fuel cut-off relay.

