


## FUEL SYSTEM (Programmed Fuel Injection)

Install and tighten the mounting bolts and wire clamp.

Install the fuel tank cover (page 3-15).




## AIR CLEANER HOUSING

### REMOVAL


Remove the following:

- Fuel tank (page 6-61)
- ECM (page 6-94)
- Air cleaner cover (page 4-6)

Disconnect the secondary injector connectors.



Remove the five bolts and secondary injector mounting bracket from the air cleaner housing.



Disconnect the MAP sensor connector and vacuum hose.

