


FUEL SYSTEM (Programmed Fuel Injection)


California type only: Connect the EVAP purge control solenoid valve hose from the 5-way joint.



Route the throttle stop screw properly, install the throttle stop screw knob to the clamp on the bypass hose.

Install the removed parts in the reverse order of removal.

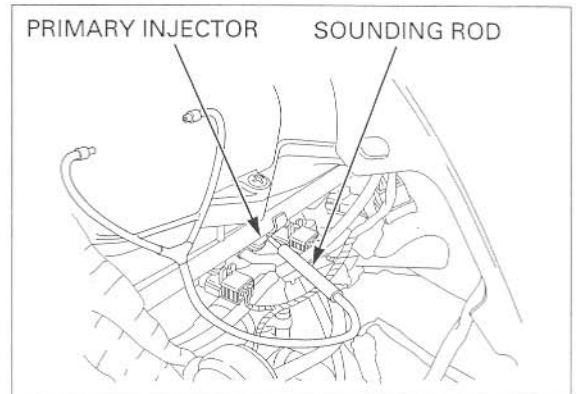
After installation, adjust the throttle grip free play (page 4-6).



PRIMARY INJECTOR

INSPECTION

Start the engine and let it idle.
Confirm the injector operating sounds with a sounding rod or stethoscope.



REMOVAL

Remove the throttle body (page 6-72).

Remove the bolts and fuel rail/primary injector assembly.

