


FUEL SYSTEM (Programmed Fuel Injection)

Tighten the fuel rail mounting bolts to the specified torque.

TORQUE: 9.8 N·m (1.0 kgf·m, 7 lbf·ft)

Install the throttle body (page 6-77).




FAST IDLE WAX UNIT

REMOVAL/INSTALLATION


Do not loosen or remove the wax unit shaft lock nut and adjusting nut.

Remove the throttle body (page 6-72).

Remove the wax unit mounting screws.



Release the wax unit shaft joint piece from the wax unit link arm, then remove the wax unit assembly.



Remove the boot.

Remove the snap ring from the wax unit assembly.

