



## ENGINE REMOVAL/INSTALLATION


Loosen the hose clamp screw and disconnect the radiator hose from the water pump. Loosen the hose clamp screws and disconnect the water hoses from the oil cooler.



Remove the bolt, clutch cable guide plate, then disconnect the clutch cable from the clutch lifter lever.



Remove the radiator reserve tank (page 7-17). Remove the dust cover, terminal screw and oil pressure wire terminal. Remove the bolt and radiator bracket.



Disconnect the ignition pulse generator 2P (Red) connector.

Disconnect the ECT sensor connector and vehicle speed sensor 3P (Natural) connector.

Remove the thermostat housing from the crankcase (page 7-9).

