
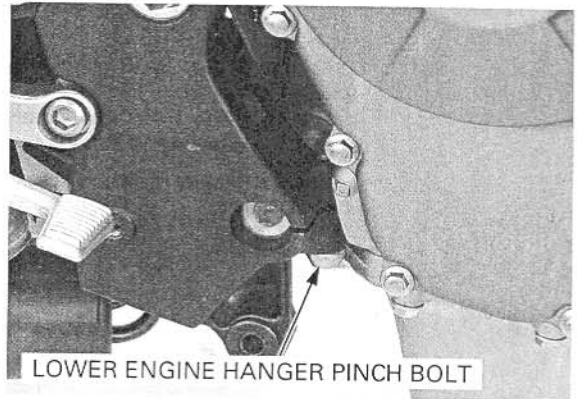


ENGINE REMOVAL/INSTALLATION

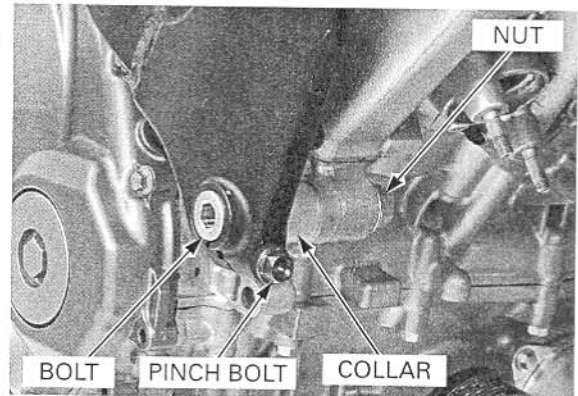
Loosen the pinch bolts and remove the swingarm pivot nut while holding the swingarm pivot shaft.



Loosen the lower engine hanger pinch bolt.



Loosen the front engine hanger pinch bolt. Remove the right side front engine hanger bolt, nut and collar.



Remove the left side front engine hanger bolt.

