


ENGINE REMOVAL/INSTALLATION

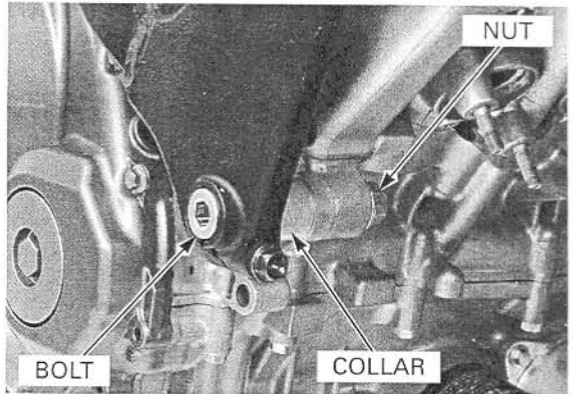
Install and tighten the left side front engine hanger bolt to the specified torque.

TORQUE: 54 N·m (5.5 kgf·m, 40 lbf·ft)



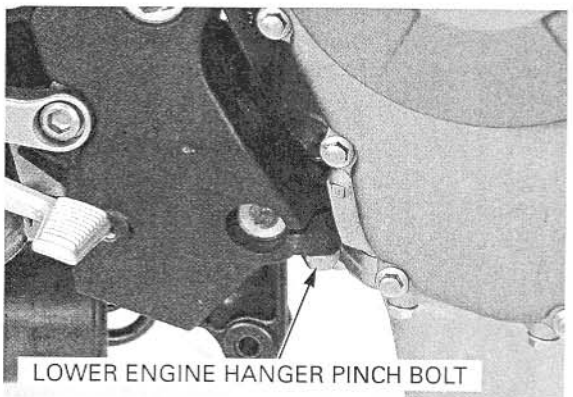
Install the right side front engine hanger bolt, collar and nut.
Tighten the nut to the specified torque while holding the bolt.

TORQUE: 54 N·m (5.5 kgf·m, 40 lbf·ft)



Tighten the lower engine hanger pinch bolt.

TORQUE: 27 N·m (2.7 kgf·m, 20 lbf·ft)



Tighten the front engine hanger pinch bolt to the specified torque.

TORQUE: 27 N·m (2.7 kgf·m, 20 lbf·ft)

