


CYLINDER HEAD/VALVES

Using a micrometer, measure each cam lobe height.

SERVICE LIMITS:

IN: 36.34 mm (1.431 in)

EX: 35.32 mm (1.391 in)



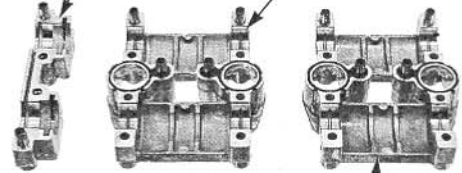
CAMSHAFT HOLDERS

Inspect the bearing surface of the each camshaft holder for scoring, scratches, or evidence of insufficient lubrication.

Inspect the oil orifices of the holders for clogging.

CAMSHAFT HOLDER A

CAMSHAFT HOLDER B




CAMSHAFT HOLDER C

CAM CHAIN GUIDE B

Inspect the cam chain slipper surface of the cam chain guide B for wear or damage.

CAM CHAIN GUIDE B



CAMSHAFT OIL CLEARANCE

Do not rotate the camshaft when using plastigauge.

Wipe any oil from the journals of the camshaft, cylinder head and camshaft holders. Lay a strip of plastigauge lengthwise on top of each camshaft journal.

